

## Balloon Gas Fact Sheet




### How many latex balloons can be filled from a cylinder?

Provided the fitting instructions are followed and balloons are inflated 28cm from the top to the neck of the balloon, our easy reference system can be followed:

0.6m <sup>3</sup>	=	50 Balloons
1.2m <sup>3</sup>	=	100 Balloons
3.5m <sup>3</sup>	=	300 Balloons
4.0m <sup>3</sup>	=	340 Balloons
9.1m <sup>3</sup>	=	800 Balloons

Note: overfilling balloons will alter these numbers.



### How difficult is it to inflate the balloons?

If you are unsure on how to fill the balloons, when you pick up or take delivery of balloon gas the **Supagas** representative will show you the easiest way and help you with any queries you may have. See over for instructions.



### Is balloon gas safe?

Balloon Gas is Helium. Helium is non-toxic and non-

flammable therefore quite harmless. However, Balloon Gas should not be inhaled. The party trick of inhaling a balloon full of Balloon Gas to change voices is dangerous and must be discouraged at all times. See over for safety instructions.



### How long will latex balloons stay in the air?

This depends on the volume of the balloon and the air temperature. As a guide the average is: 12 to 16 hours at normal room temperature (20-25°C)



### Is it important which brand of balloons are used?


The recommended number of balloons obtained from any gas cylinder is based on using good quality balloons 28cm in diameter. If the balloons are larger than this you will reduce the number of balloons obtained from each cylinder. We only recommend biodegradable environmentally friendly balloons.

Ask your **Supagas** sales representative for assistance if you are still unsure.



### What are foil balloons?

Foil balloons are a special laminate which allow the Balloon Gas to be contained far longer than latex. Foil balloons should never have a foil or metallic ribbon attached and should always be weighted down. A standard 45cm foil balloon will stay inflated for about a week and larger balloons for about 2 weeks. Most foil balloons feature a self sealing valve which means the balloon can be re-inflated 2 or 3 times before the valve becomes unreliable. The range of foil balloons with written messages is huge, the best place to see the range and get suggestions is a balloon shop or florist.



# Helium Inhalation is no Laughing Matter

If you've ever been to a party and inhaled helium so that you sound like Donald Duck, you could be putting your life at risk.

Evidence has proven that the inhalation of helium can be fatal, yet thousands of party goers inhale helium thinking it is very funny rather than life threatening. The inhalation of helium cuts off a person's supply of oxygen and can cause dizziness, unconsciousness and ultimately death!

According to Consultant Occupational Health Physician Dr Greg McGroder, "Australians have not yet realised the extreme danger associated with helium inhalation.


If the concentration of oxygen is decreased below 18% within the human body, symptoms and signs of Asphyxia can occur. Helium gas can totally displace the available oxygen and if this is maintained for

even a few seconds, asphyxia and death can and will occur."

In 1989 a fifteen year old girl from Texas died from helium inhalation at a party. Recently a Victorian woman had a near death experience when she appeared to freeze and turn blue after inhaling the entire

contents of a balloon. Luckily she regained consciousness after a few minutes and after a thorough medical examination appeared to be fine, however any long term effects are yet to be determined.

**Warning**  
**Do not inhale. Inhaling Balloon Gas can cause death.**



## Safety


- Keep cylinders upright and protect the valves from physical damage. Secure cylinders when standing.
- If valve is damaged, do not attempt to operate.
- If valve does not operate by hand, return the cylinder to the supplier
- Use safety glasses and gloves when inflating balloons.

## First Aid

- If the victim inhaled the gas remove them to fresh air. Apply artificial resuscitation if necessary. Treat for shock if required.
- Call for emergency medical treatment, 000.


**1**

*Place balloon over end of nozzle and hold securely.*



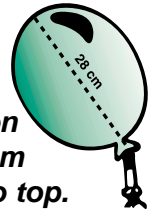
**2**

*Tilt nozzle in a forward direction for gas to flow.*



**3**

*Release nozzle when balloon reaches 28cm from neck to top.*




**4**

*Attach clip: Remove balloon from nozzle and twist neck for approx 5cm.*



**5**

*Pass balloon end to end through clip at least three times.*



**6**

*Balloon is ready.*

